



Location: CMA5b - Pedestrian Plaza

Report on 24-hour TSP monitoring for EP-376/2009

Action Level - 209.9 µg/m³

Limit Level - 260 µg/m³

Date	Sampling Time	Weather Condition	Filter paper no.	Filter Weight, g		Elapse Time, hr		Sampling Time, hr	Flow Rate, m ³ /min			Total Volume, m ³	TSP Level, µg/m ³
				Initial	Final	Initial	Final		Initial, Q _{si}	Final, Q _{sf}	Average		
28-Apr-17	8:00	Fine	19990	2.8503	2.9953	8322.75	8346.75	24.00	0.77	0.76	0.77	1102	131.6
4-May-17	8:00	Rainy	20287	2.5761	2.6398	8349.75	8373.75	24.00	0.76	0.76	0.76	1093	58.3
10-May-17	8:00	Fine	20370	2.8924	3.1178	8376.75	8400.75	24.00	0.88	0.88	0.88	1267	177.9
17-May-17	16:20	Fine	20550	2.5669	2.7077	8406.76	8430.76	24.00	0.82	0.82	0.82	1179	119.4
22-May-17	8:00	Cloudy	20536	2.5506	2.6304	8430.79	8454.79	24.00	0.79	0.79	0.79	1133	70.4

Remarks: Due to interruption of electricity, the 24hr TSP was rescheduled from 16 May 2017 to 17 May 2017.

Report on 1-hour TSP monitoring for EP-376/2009

Action Level - 339.7 µg/m³

Limit Level - 500 µg/m³

Date	Sampling Time	Weather Condition	Filter paper no.	Filter Weight, g		Elapse Time, hr		Sampling Time, hr	Flow Rate, m ³ /min			Total Volume, m ³	TSP Level, µg/m ³
				Initial	Final	Initial	Final		Initial, Q _{si}	Final, Q _{sf}	Average		
29-Apr-17	8:30	Fine	20178	2.5946	2.6054	8346.75	8347.75	1.00	0.76	0.76	0.76	46	235.6
29-Apr-17	9:33	Fine	20173	2.5757	2.5886	8347.75	8348.75	1.00	0.76	0.76	0.76	46	281.4
29-Apr-17	10:40	Fine	20294	2.5919	2.6010	8348.75	8349.75	1.00	0.89	0.89	0.89	53	170.6
5-May-17	8:05	Fine	20262	2.5573	2.5696	8373.75	8374.75	1.00	0.76	0.76	0.76	46	270.2
5-May-17	10:04	Fine	20329	2.8965	2.9095	8374.75	8375.75	1.00	0.76	0.76	0.76	46	285.6
5-May-17	13:00	Fine	20374	2.8945	2.9125	8375.75	8376.75	1.00	0.91	0.91	0.91	55	328.2
11-May-17	8:30	Fine	20263	2.5582	2.5647	8400.76	8401.76	1.00	0.82	0.82	0.82	49	132.6
11-May-17	9:45	Fine	20360	2.8952	2.9005	8401.76	8402.76	1.00	0.75	0.75	0.75	45	117.0
11-May-17	13:00	Fine	20430	2.4996	2.5082	8402.76	8403.76	1.00	0.88	0.88	0.88	53	163.1
17-May-17	8:30	Fine	20537	2.5667	2.5757	8403.76	8404.76	1.00	0.76	0.76	0.76	45	198.3
17-May-17	13:00	Fine	20408	2.8443	2.8535	8404.76	8405.76	1.00	0.76	0.76	0.76	45	202.8
17-May-17	14:28	Fine	20551	2.5723	2.5860	8405.76	8406.76	1.00	0.76	0.76	0.76	45	301.9
23-May-17	8:25	Cloudy	20578	2.5833	2.5855	8454.80	8455.80	1.00	0.76	0.76	0.76	45	48.6
23-May-17	10:00	Cloudy	20619	2.5447	2.5482	8455.80	8456.80	1.00	0.82	0.82	0.82	49	71.4
23-May-17	13:00	Cloudy	20584	2.5931	2.6002	8456.80	8457.80	1.00	0.79	0.82	0.80	48	147.6



Location: CMA6a - WDII PRE Office

Report on 24-hour TSP monitoring for EP-376/2009

Action Level - 207.1 µg/m³

Limit Level - 260 µg/m³

Date	Sampling Time	Weather Condition	Filter paper no.	Filter Weight, g		Elapse Time, hr		Sampling Time, hr	Flow Rate, m ³ /min			Total Volume, m ³	TSP Level, µg/m ³
				Initial	Final	Initial	Final		Initial, Q _{si}	Final, Q _{sf}	Average		
28-Apr-17	8:00	Fine	19981	2.8497	2.9358	2010.31	2034.31	24.00	0.92	0.92	0.92	1323	65.1
4-May-17	8:00	Rainy	20286	2.5364	2.6165	2037.32	2061.32	24.00	0.81	0.81	0.81	1170	68.4
10-May-17	8:00	Fine	20366	2.9221	3.0915	2064.34	2088.34	24.00	0.91	0.91	0.91	1307	129.6
16-May-17	8:00	Cloudy	20423	2.5004	2.5644	2091.34	2115.34	24.00	0.91	0.91	0.91	1308	48.9
22-May-17	8:00	Cloudy	18475	2.8613	2.9445	2118.36	2142.36	24.00	0.91	0.91	0.91	1307	63.7

Report on 1-hour TSP monitoring for EP-376/2009

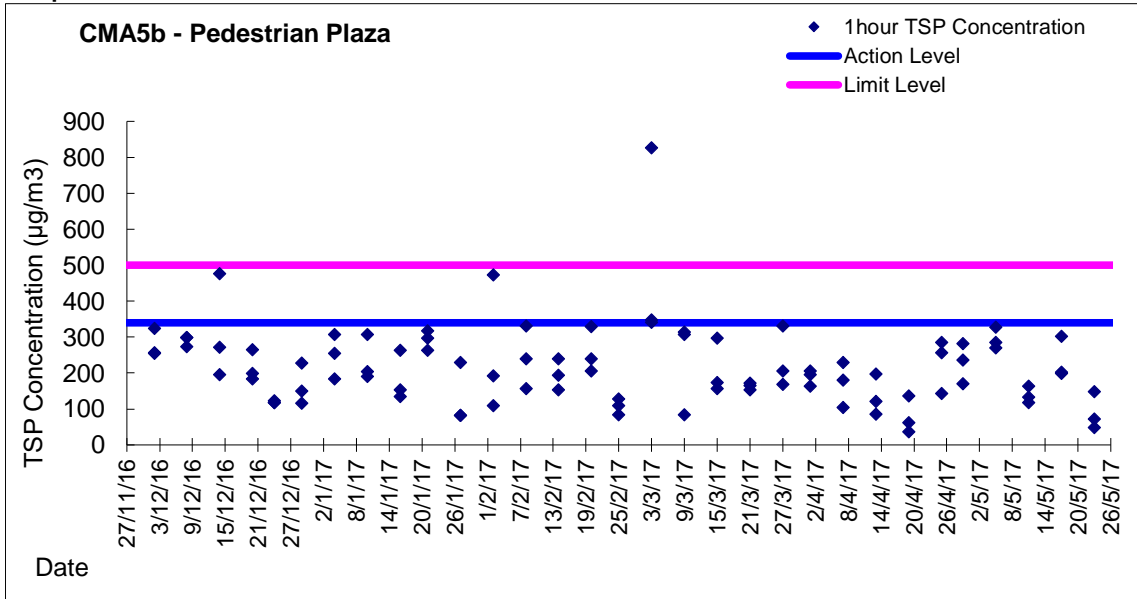
Action Level - 333 µg/m³

Limit Level - 500 µg/m³

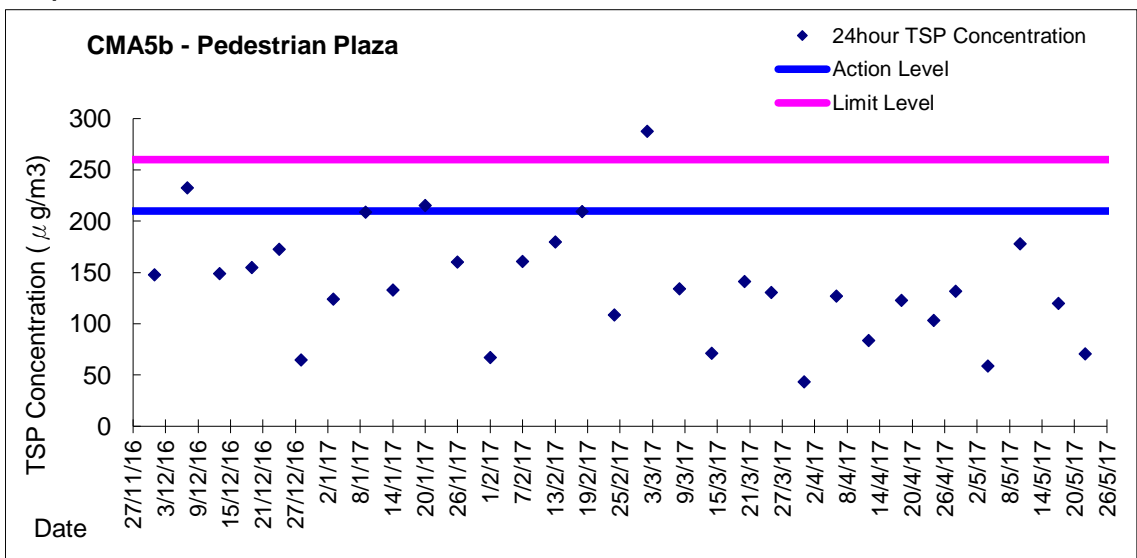
Date	Sampling Time	Weather Condition	Filter paper no.	Filter Weight, g		Elapse Time, hr		Sampling Time, hr	Flow Rate, m ³ /min			Total Volume, m ³	TSP Level, µg/m ³
				Initial	Final	Initial	Final		Initial, Q _{si}	Final, Q _{sf}	Average		
29-Apr-17	8:02	Fine	29246	2.5713	2.5803	2034.31	2035.31	1.00	0.79	0.79	0.79	47	191.0
29-Apr-17	9:25	Fine	20172	2.5715	2.5776	2035.31	2036.31	1.00	0.79	0.79	0.79	47	129.4
29-Apr-17	10:28	Fine	20292	2.5779	2.5860	2036.31	2037.31	1.00	0.79	0.79	0.79	47	171.9
5-May-17	8:30	Fine	20260	2.5939	2.5988	2061.32	2062.32	1.00	0.91	0.91	0.91	55	89.7
5-May-17	10:05	Fine	20266	2.5958	2.6017	2062.32	2063.32	1.00	0.91	0.91	0.91	55	108.0
5-May-17	13:00	Fine	20372	2.9109	2.9241	2063.32	2064.32	1.00	0.91	0.91	0.91	55	241.6
11-May-17	8:10	Fine	20365	2.5548	2.5582	2088.34	2089.34	1.00	0.91	0.91	0.91	54	62.5
11-May-17	9:45	Fine	20359	2.9082	2.9164	2089.34	2090.34	1.00	0.91	0.91	0.91	54	150.8
11-May-17	13:00	Fine	20429	2.5001	2.5059	2090.34	2091.34	1.00	0.91	0.91	0.91	54	106.6
17-May-17	8:20	Fine	20391	2.8631	2.8645	2115.34	2116.34	1.00	0.78	0.78	0.78	47	30.0
17-May-17	10:10	Fine	20411	2.8417	2.8432	2116.34	2117.34	1.00	0.78	0.78	0.78	47	32.2
17-May-17	13:00	Fine	20398	2.8472	2.8503	2117.34	2118.34	1.00	0.91	0.91	0.91	54	56.9
23-May-17	8:35	Cloudy	20625	2.6310	2.6342	2142.36	2143.36	1.00	0.91	0.91	0.91	54	58.8
23-May-17	10:00	Cloudy	20580	2.5589	2.5624	2143.36	2144.36	1.00	0.91	0.91	0.91	54	64.3
23-May-17	13:00	Cloudy	20613	2.5312	2.5348	2144.36	2145.36	1.00	0.91	0.91	0.91	54	66.2



Graphic Presentation of 1 hour TSP Result for EP-376/2009

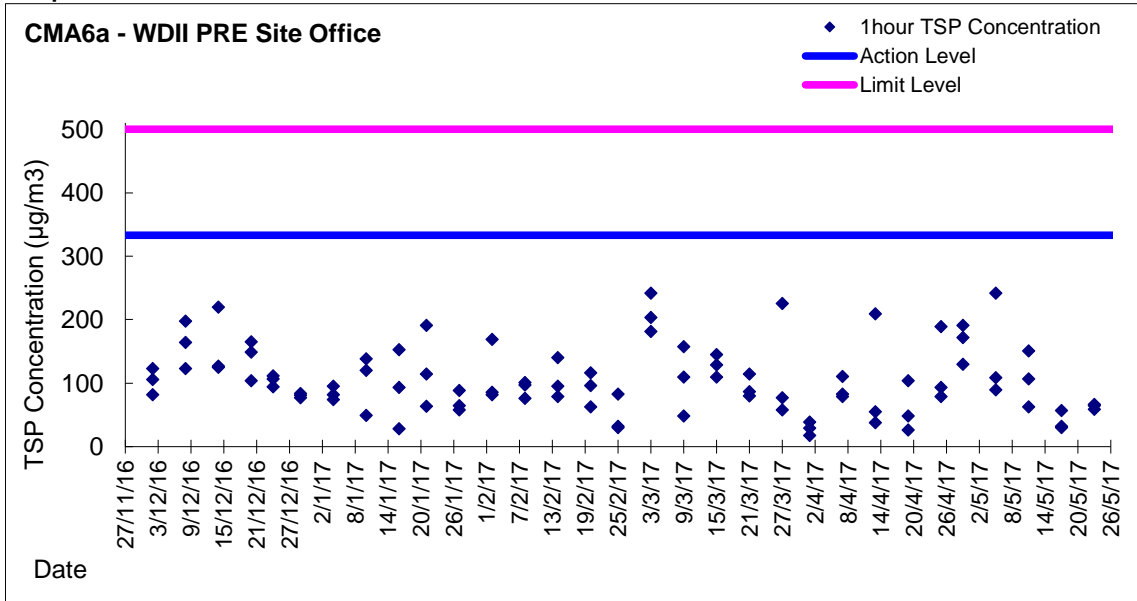


Graphic Presentation of 24 hour TSP Result for EP-376/2009





Graphic Presentation of 1 hour TSP Result for EP-376/2009



Graphic Presentation of 24 hour TSP Result for EP-376/2009

